

- Lead/lag selection
- Load cycling based on hours run
- Load cycling based on time of day

## Pump Sequence Control

### Application Note

One of the areas within a boiler plant that is critical to the process is the delivery of boiler feedwater. Depending on the design and functionality, individual feed pumps servicing individual boilers or a bank of feed pumps may maintain a common feedwater pressure that feeds into the boilers.

Implementing pump sequence control allows the system to sequence and cycle pumps such that a minimum number of pumps are needed to maintain the feedwater flow to the boilers requiring it. The pump sequence control can also regulate (where variable speed pumps have been implemented) the output of each pump making its usage more energy efficient.

Pump efficiency is the ratio of the useful output power of the pump to its input power. The typical range of pump efficiencies is from 60 to 85% and is a function of changes in speed, impeller diameter and specific gravity as defined in the following equation

$$E_p = \frac{Sw Q P_t}{P_i}$$

Where

- $E_p$  is the pump efficiency (%)
- $Sw$  is the specific weight of the transported liquid (kN/m<sup>3</sup>)
- $Q$  is the pump capacity (m<sup>3</sup>/s)
- $P_t$  is the head pressure (bar)
- $P_i$  is the power input (kW)

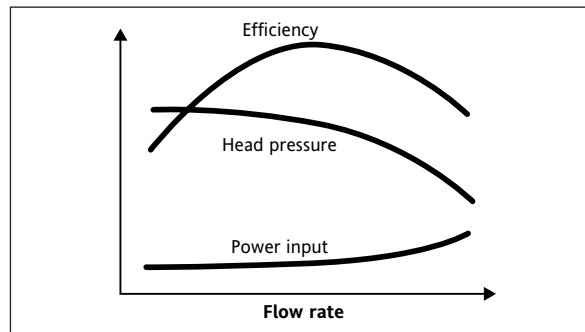


Figure 1 Pump characteristics

At a given impeller diameter and specific gravity, pump flow is linearly proportional to pump speed, pump discharge head relates to the square of pump speed and pump power consumption is proportional to the cube of pump speed. This is why variable-speed pumps can be so highly energy efficient.

A pumping system is optimised when it meets the process demand for liquid transportation at minimum pumping cost in a safe and stable manner.

Once the equipment is installed, the potential for optimisation is limited by the capabilities of the selected equipment, piping configuration and control implementation.

Full automation of pumping stations, including automatic start-up and shutdown and optimised supply-demand matching, offers the following

- Reduction in operating costs
- Protection from loss of control
- Reduced maintenance and cycling
- Increased operating safety as human errors are eliminated

Depending on plant requirements and the type of application, the pump arrangement can be either parallel or serial as shown in Figures 2 and 3.

Series pumping is most effective when the system head pressure curve is steep. When head pressure is not a constraint, parallel pumping is preferred.

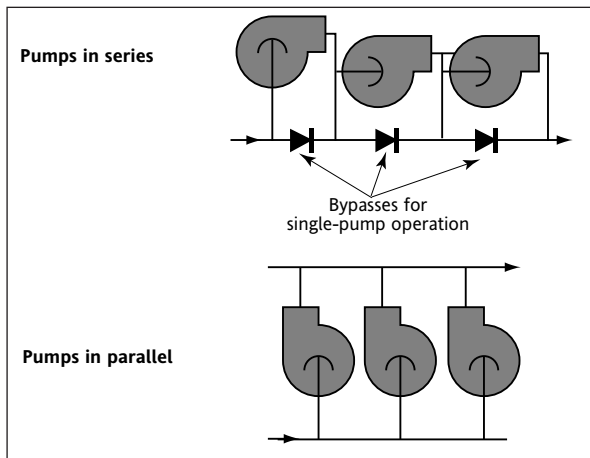


Figure 2 Multiple pump layout

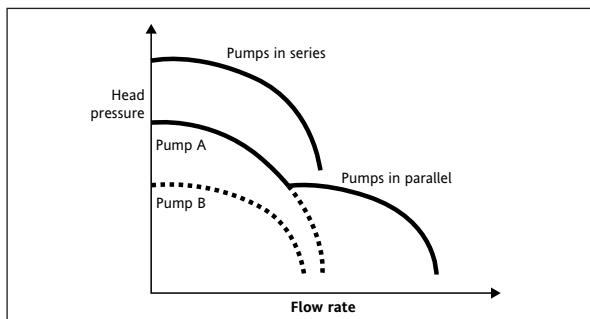


Figure 3 Head pressure - flow rate curves

The Eurotherm Process Automation control module for pump sequencing allows efficient management of pump load and offers a robust control combined with a powerful man-machine interface.

### Lead/lag selection

The control module scheduler arrangement allows the pumps to be run such that the use of each pump is prioritised according to a defined order. If a running pump fails, the next available pump is automatically requested to run.

The pump that is always chosen to run is referred to as the 'Lead' pump. The other pumps are 'Lag' pumps but are prioritised such that a pump with a higher priority always runs before a pump with a lower priority. The lead/lag selection and prioritisation can be set either by the operator or automatically by the application database.

These features mean that

- On an increase of demand, the most efficient pump is started first
- On a decrease of demand, the least efficient pump is stopped first

### Features

Management and maintenance activities require a strong and effective man-machine interface, providing the operators, supervisors or plant engineers at any time with an informative and real-time representation of the process.

The control module offers, depending on the application needs, features such as load cycling based on hours run or time of day. Flexibility and ease of configuration combined with a powerful functionality make this control module an essential element in industry applications requiring high efficiency pumping systems at reduced operating costs.

## Eurotherm: International sales and service

**AUSTRALIA** Sydney  
T (+61 2) 9838 0099  
E [info.au@eurotherm.com](mailto:info.au@eurotherm.com)

**AUSTRIA** Vienna  
T (+43 1) 7987601  
E [info.at@eurotherm.com](mailto:info.at@eurotherm.com)

**BELGIUM & LUXEMBOURG** Moha  
T (+32) 85 274080  
E [info.be@eurotherm.com](mailto:info.be@eurotherm.com)

**BRAZIL** Campinas-SP  
T (+5519) 3707 5333  
E [info.br@eurotherm.com](mailto:info.br@eurotherm.com)

**DENMARK** Copenhagen  
T (+45 70) 234670  
E [info.dk@eurotherm.com](mailto:info.dk@eurotherm.com)

**FINLAND** Abo  
T (+358) 22506030  
E [info.fi@eurotherm.com](mailto:info.fi@eurotherm.com)

**FRANCE** Lyon  
T (+33 478) 664500  
E [info.fr@eurotherm.com](mailto:info.fr@eurotherm.com)

**GERMANY** Limburg  
T (+49 6431) 2980  
E [info.de@eurotherm.com](mailto:info.de@eurotherm.com)

**HONG KONG & CHINA**  
Guangzhou Office  
T (+86 20) 8755 5099  
E [info.cn@eurotherm.com](mailto:info.cn@eurotherm.com)

**Beijing Office**  
T (+86 10) 6567 8506  
E [info.cn@eurotherm.com](mailto:info.cn@eurotherm.com)

**Shanghai Office**  
T (+86 21) 6145 1188  
E [info.cn@eurotherm.com](mailto:info.cn@eurotherm.com)

**INDIA** Chennai  
T (+91 44) 24961129  
E [info.in@eurotherm.com](mailto:info.in@eurotherm.com)

**IRELAND** Dublin  
T (+353 1) 4691800  
E [info.ie@eurotherm.com](mailto:info.ie@eurotherm.com)

**ITALY** Como  
T (+39 31) 975111  
E [info.it@eurotherm.com](mailto:info.it@eurotherm.com)

**KOREA** Seoul  
T (+82 31) 2738507  
E [info.kr@eurotherm.com](mailto:info.kr@eurotherm.com)

**NETHERLANDS** Alphen a/d Rijn  
T (+31 172) 411752  
E [info.nl@eurotherm.com](mailto:info.nl@eurotherm.com)

**NORWAY** Oslo  
T (+47 67) 592170  
E [info.no@eurotherm.com](mailto:info.no@eurotherm.com)

**POLAND** Katowice  
T (+48 32) 2185100  
E [info.pl@eurotherm.com](mailto:info.pl@eurotherm.com)

**SPAIN** Madrid  
T (+34 91) 6616001  
E [info.es@eurotherm.com](mailto:info.es@eurotherm.com)

**SWEDEN** Malmö  
T (+46 40) 384500  
E [info.se@eurotherm.com](mailto:info.se@eurotherm.com)

**SWITZERLAND** Wollerau  
T (+41 44) 7871040  
E [info.ch@eurotherm.com](mailto:info.ch@eurotherm.com)

**UNITED KINGDOM** Worthing  
T (+44 1903) 268500  
E [info.uk@eurotherm.com](mailto:info.uk@eurotherm.com)

**U.S.A.** Leesburg VA  
T (+1 703) 443 0000  
E [info.us@eurotherm.com](mailto:info.us@eurotherm.com)  
[www.eurotherm.com](http://www.eurotherm.com)

ED53

© Copyright Eurotherm Limited 2007

Invensys, Eurotherm, the Eurotherm logo, Chessell, EurothermSuite, Mini8, Eycan, Eyris and Wonderware are trademarks of Invensys plc, its subsidiaries and affiliates. All other brands may be trademarks of their respective owners.

All rights are strictly reserved. No part of this document may be reproduced, modified, or transmitted in any form by any means, nor may it be stored in a retrieval system other than for the purpose to act as an aid in operating the equipment to which the document relates, without the prior written permission of Eurotherm limited.

Eurotherm Limited pursues a policy of continuous development and product improvement. The specifications in this document may therefore be changed without notice. The information in this document is given in good faith, but is intended for guidance only.

Eurotherm Limited will accept no responsibility for any losses arising from errors in this document.