


# intellimold™

## Closed Loop Control

### MODEL

- Fast start-up
- Reduced Cycle Time
- Real time control
- Less scrap
- Improved surface quality
- Consistent part density
- Improved repeatability



## Melt Pressure Control Specification Sheet

Intellimold™ Closed Loop Control is a complete real time system that controls molding processes based on recommended processing conditions for the material. Controlling to these conditions reduces material degradation and deformation, which correlates to better parts. The processing conditions are:

1. Injection pressure (dynamic fill, and pack and hold)
2. Melt temperature
3. Injection time

Melt temperature and injection time are easily achievable, since they are fixed values that can be directly entered into an operator interface on the machine. Injection pressures are a different story. Conventional molding techniques attempt to achieve recommended injection pressure by means of a velocity profile. But a constant velocity does not correlate to a constant internal melt pressure due to the non-linear behavior of material. This results in linearization of the polymer during the dynamic fill stage up to 10:1 in comparison to the pre-molded spherical structure; residual stress and micro cracks from the pack and hold stage; and excessive shear (see Figure 1).




Figure 1

The key to good molding is to control the internal melt pressure in real time in order to give the material optimal molding conditions to solidify in a state of designed morphology. Internal melt pressure is the result of four dynamic components. These components are shrinkage forces, resistance of the mold, resistance of the air trapped in the tool, and partial solidification of the melt. Since these forces vary throughout the cycle, so does the internal melt pressure.

Intellimold Closed Loop Control compensates for these variations in real time by oscillating the proportional control valve, allowing more flow when there is a drop in pressure and restricting flow when there is an increase in pressure, thus maintaining a constant internal melt pressure. Once the flow front reaches the last place to fill, the degree of reduction in applied pressure at the nozzle is controlled through a process factor. This is done to equalize the pressure at the nozzle and the last place to fill, which satisfies the 2nd stage pressure recommendations. The process factor provides compensation for the non-linear behavior of the material and variances in complex part geometries, which is required in order to achieve the most effective conditions for the material to relax into its designed low stress environment while still in the molten state (see Figure 2).

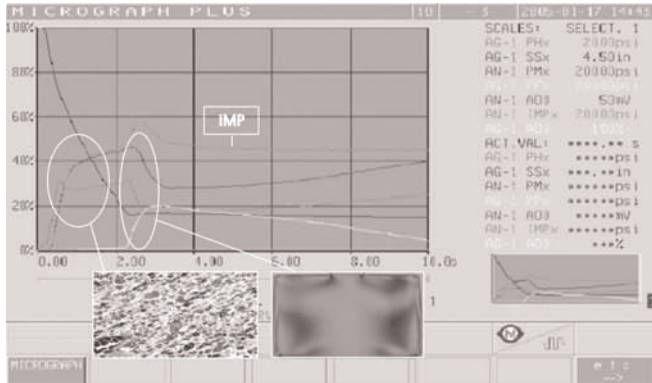


Figure 2

Real time pressure readings are acquired either from pressure, or pressure and temperature transducers. One transducer is placed in the nozzle body and another is placed in the cavity (at last place to fill). Piezoelectric transducers or strain gauge transducers can be used.

Internal melt pressure is mathematically derived from these inputs. This variable is then compared to a setpoint and a signal is sent to the proportional control valve to compensate for changes. Intellimold Closed Loop Control updates the internal melt pressure once every millisecond. Leaving injected material unattended for more than 30 milliseconds while subjected to temperature and pressure during fill, pack, and hold is permanently damaging (see figure 3). When carrying out a cycle it is necessary to have concurrent feedback from the material to compensate for the skin layers passing through the T<sub>g</sub> (glass transition). A conventional cycle disregards this occurrence, further linearizing the molecular structure of the surface causing irreversible degradation and deformation to the skin. Skin degradation, skin deformation and micro cracks created from conventional molding are stress concentrators that adversely affect part performance.

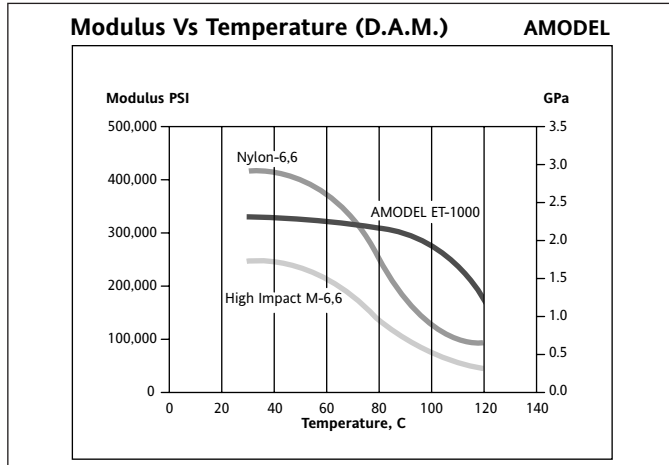


Figure 3

## Eurotherm: International sales and service

For more information: Please contact your local Eurotherm office or use the contacts details below.

**AUSTRALIA Sydney**  
Eurotherm Pty. Ltd.  
T (+61 2) 9838 0099  
F (+61 2) 9838 9288  
E [info.au@eurotherm.com](mailto:info.au@eurotherm.com)

**AUSTRIA Vienna**  
Eurotherm GmbH  
T (+43 1) 7987601  
F (+43 1) 7987605  
E [info.at@eurotherm.com](mailto:info.at@eurotherm.com)

**BELGIUM & LUXEMBOURG Moha**  
Eurotherm S.A./N.V.  
T (+32) 85 274080  
F (+32) 85 274081  
E [info.be@eurotherm.com](mailto:info.be@eurotherm.com)

**BRAZIL Campinas-SP**  
Eurotherm Ltda.  
T (+5519) 3707 5333  
F (+5519) 3707 5345  
E [info.br@eurotherm.com](mailto:info.br@eurotherm.com)

**DENMARK Copenhagen**  
Eurotherm Danmark AS  
T (+45 70) 234670  
F (+45 70) 234660  
E [info.dk@eurotherm.com](mailto:info.dk@eurotherm.com)

**FINLAND Abo**  
Eurotherm Finland  
T (+358) 22506030  
F (+358) 22503201  
E [info.fi@eurotherm.com](mailto:info.fi@eurotherm.com)

**FRANCE Lyon**  
Eurotherm Automation SA  
T (+33 478) 664500  
F (+33 478) 352490  
E [info.fr@eurotherm.com](mailto:info.fr@eurotherm.com)

**GERMANY Limburg**  
Eurotherm Deutschland GmbH  
T (+49 6431) 2980  
F (+49 6431) 298119  
E [info.de@eurotherm.com](mailto:info.de@eurotherm.com)

**HONG KONG & CHINA**  
Eurotherm Limited North Point  
T (+85 2) 28733826  
F (+85 2) 28700148  
E [info.hk@eurotherm.com](mailto:info.hk@eurotherm.com)

**Guangzhou Office**  
T (+86 20) 8755 5099  
F (+86 20) 8755 5831  
E [info.cn@eurotherm.com](mailto:info.cn@eurotherm.com)

**Beijing Office**  
T (+86 10) 6567 8506  
F (+86 10) 6567 8509  
E [info.cn@eurotherm.com](mailto:info.cn@eurotherm.com)

**Shanghai Office**  
T (+86 21) 6145 1188  
F (+86 21) 6145 1187  
E [info.cn@eurotherm.com](mailto:info.cn@eurotherm.com)

**INDIA Chennai**  
Eurotherm India Limited  
T (+91 44) 24961129  
F (+91 44) 24961831  
E [info.in@eurotherm.com](mailto:info.in@eurotherm.com)

**IRELAND Dublin**  
Eurotherm Ireland Limited  
T (+353 1) 4691800  
F (+353 1) 4691300  
E [info.ie@eurotherm.com](mailto:info.ie@eurotherm.com)

**ITALY Como**  
Eurotherm S.r.l.  
T (+39 31) 975111  
F (+39 31) 977512  
E [info.it@eurotherm.com](mailto:info.it@eurotherm.com)

**KOREA Seoul**  
Eurotherm Korea Limited  
T (+82 31) 2738507  
F (+82 31) 2738508  
E [info.kr@eurotherm.com](mailto:info.kr@eurotherm.com)

**NETHERLANDS Alphen a/d Rijn**  
Eurotherm B.V.  
T (+31 172) 411752  
F (+31 172) 417260  
E [info.nl@eurotherm.com](mailto:info.nl@eurotherm.com)

**NORWAY Oslo**  
Eurotherm A/S  
T (+47 67) 592170  
F (+47 67) 118301  
E [info.no@eurotherm.com](mailto:info.no@eurotherm.com)

**POLAND Katowice**  
Invensys Eurotherm Sp z o.o.  
T (+48 32) 2185100  
F (+48 32) 2177171  
E [info.pl@eurotherm.com](mailto:info.pl@eurotherm.com)

**SPAIN Madrid**  
Eurotherm España SA  
T (+34 91) 6616001  
F (+34 91) 6619093  
E [info.es@eurotherm.com](mailto:info.es@eurotherm.com)

**SWEDEN Malmo**  
Eurotherm AB  
T (+46 40) 384500  
F (+46 40) 384545  
E [info.se@eurotherm.com](mailto:info.se@eurotherm.com)

**SWITZERLAND Wollerau**  
Eurotherm Produkte (Schweiz) AG  
T (+41 44) 7871040  
F (+41 44) 7871044  
E [info.ch@eurotherm.com](mailto:info.ch@eurotherm.com)

**UNITED KINGDOM Worthing**  
Eurotherm Limited  
T (+44 1903) 268500  
F (+44 1903) 265982  
E [info.uk@eurotherm.com](mailto:info.uk@eurotherm.com)  
[www.eurotherm.co.uk](http://www.eurotherm.co.uk)

**U.S.A. Leesburg VA**  
Eurotherm Inc.  
T (+1 703) 443 0000  
F (+1 703) 669 1300  
E [info.us@eurotherm.com](mailto:info.us@eurotherm.com)  
[www.eurotherm.com](http://www.eurotherm.com)

Specialist Plastics Partners:

**AUSTRALIA**  
Remtron Pty Ltd  
T (+61 3) 9587 1233  
F (+61 3) 9587 4244

**CHINA**  
Gary-Harford  
T (+86) 765 7725538  
F (+86) 765 7725568

**KOREA**  
MACOs Company, Ltd  
T +82 (0)2 529 3078  
F +82 (0)2 3462 3078

© Copyright Eurotherm Limited 2007

Invensys, Eurotherm, the Eurotherm logo, Chessell, EurothermSuite, Mini8, Eycon, Eyris and Wonderware are trademarks of Invensys plc, its subsidiaries and affiliates. All other brands may be trademarks of their respective owners.

All rights are strictly reserved. No part of this document may be reproduced, modified, or transmitted in any form by any means, nor may it be stored in a retrieval system other than for the purpose to act as an aid in operating the equipment to which the document relates, without the prior written permission of Eurotherm limited.

Eurotherm Limited pursues a policy of continuous development and product improvement. The specifications in this document may therefore be changed without notice. The information in this document is given in good faith, but is intended for guidance only.

Eurotherm Limited will accept no responsibility for any losses arising from errors in this document.

